

LMS



Gmail

Images



Sign in



Google

Google Search

I'm Feeling Lucky

Google offered in: سنڌي ڀينڻو اردو

How Search works

Privacy

Terms

Settings

Sign in www.google.com

If already sign in Google account then sign out all other Gmail accounts to use LMS (Learning Management System).

Google

Sign in

Use your Google Account

Email or phone

muhammadirfan3rd500@student.qamc.edu.pk

[Forgot email?](#)

Not your computer? Use Guest mode to sign in privately.
[Learn more](#)

[Create account](#)

Next

Google

Welcome

muhammadirfan3rd500@student.qamc.edu... ▾

Enter your password

.....|

[Forgot password?](#)

Next

Sign in using your student.qamc.edu.pk email id shared on groups.

Make sure you don't miss any part of your complete email id given in same sequence.

Use password shared in file for your email address.



Welcome to your new account

Welcome to your new account: muhammadirfan3rd500@student.qamc.edu.pk. Your account is compatible with many [Google services](#), but your student.qamc.edu.pk administrator decides which services you may access using your account. For tips about using your new account, visit the [Google Help Centre](#).

When you use Google services, your domain administrator will have access to your muhammadirfan3rd500@student.qamc.edu.pk account information, including any data that you store with this account in Google services. You can learn more [here](#), or by consulting your organisation's privacy policy, if one exists. You can choose to maintain a separate account for your personal use of any Google services, including email. If you have multiple Google accounts, you can [manage which account you use](#) with Google services and [switch between them](#) whenever you choose. Your username and profile picture can help you ensure that you're using the intended account.

If your organisation provides you access to the G Suite [core services](#), your use of those services is governed by your organisation's G Suite agreement. Any other Google services that your administrator enables ("Additional Services") are available to you under the [Google Terms of Service](#) and the [Google Privacy Policy](#). Certain Additional Services may also have [service-specific terms](#). Your use of any services that your administrator allows you to access constitutes acceptance of applicable service-specific terms.

Click 'Accept' below to indicate that you understand this description of how your muhammadirfan3rd500@student.qamc.edu.pk account works and agree to the [Google Terms of Service](#) and the [Google Privacy Policy](#).


Accept

Click 'Accept' to agree the [Google Terms of Service](#) and the [Google Privacy Policy](#).



Change password for
muhammadirfan3rd500@student.qamc.edu.pk

[Find out more about choosing a smart password](#)



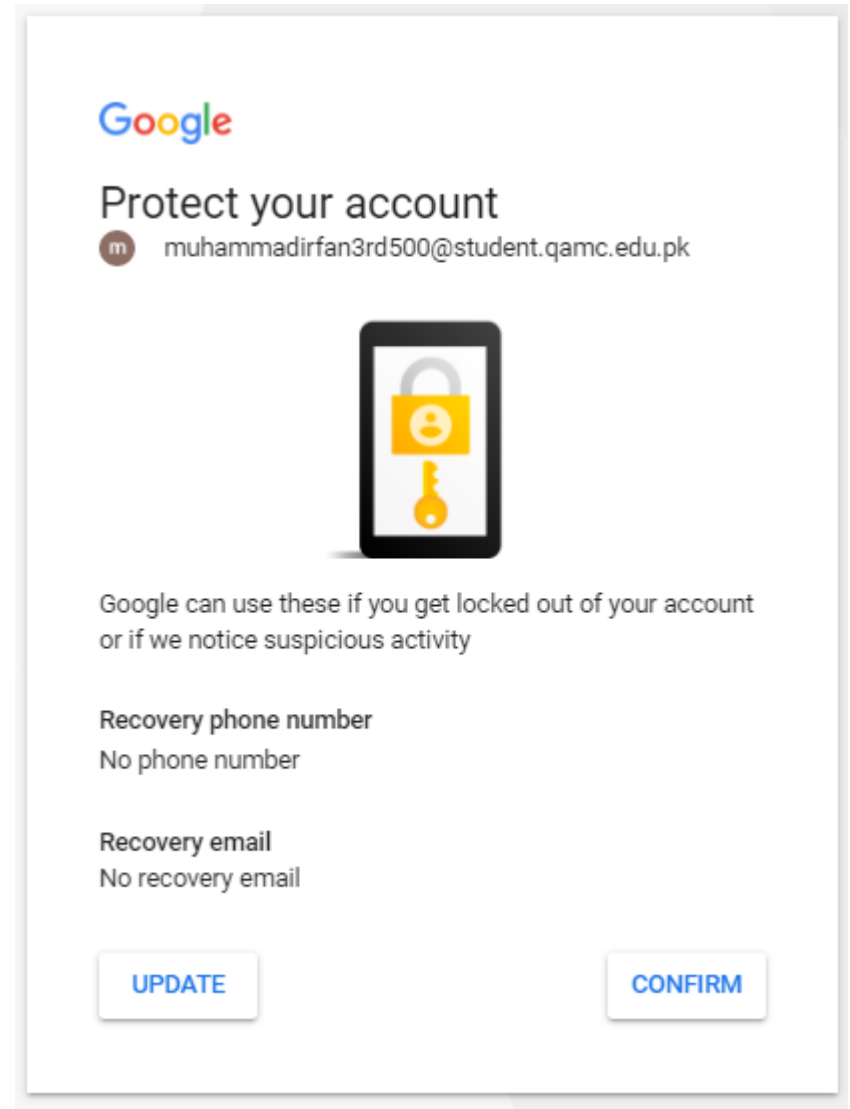
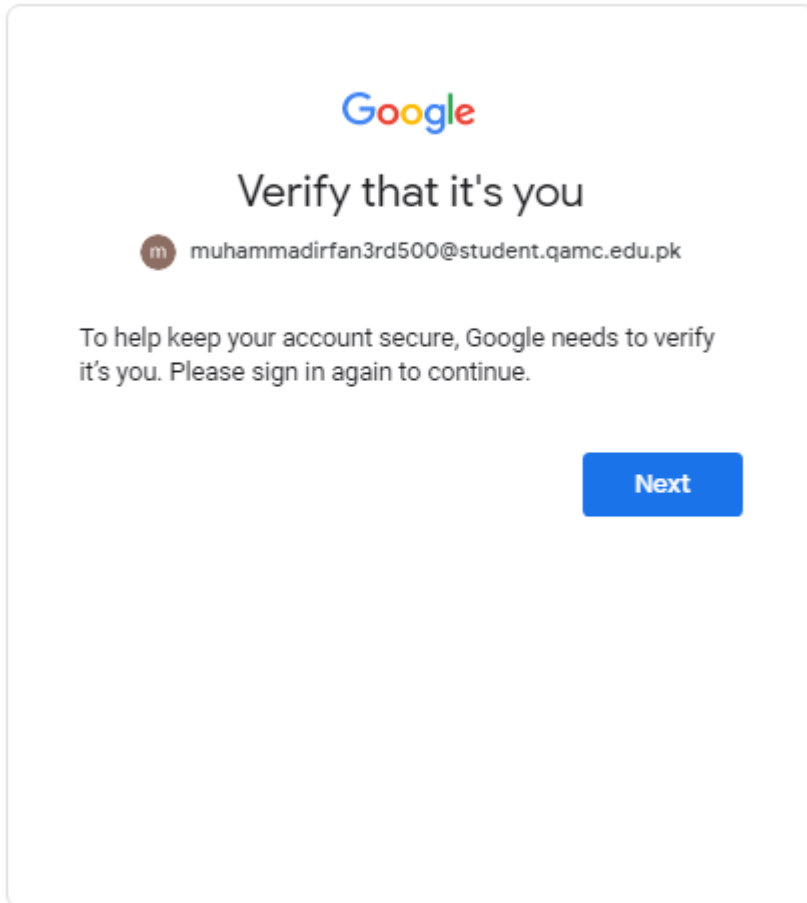
Create a new, strong password that you don't use for other websites.

Create password

Confirm password

[Change password](#)

Change password for your account on first time log in
Try use strong password using Capital, small alphabets, Numbers and special character. i.e (BWP@qamc123)



Click **Next** and **Confirm** buttons in following screens to complete process.
After this you can login your qamc domain id and can check your email at
www.gmail.com

Google

google.com.pk

Incognito (2)

Gmail Images

Account Gmail

Classroom Docs Sheets

Slides Calendar Chat

Meet Currents Sites

Google Search I'm Feeling Lucky

Free trainings and tools to help grow your career and business

Google offered in: سنڌي ڀينڙو اردو

Pakistan

Privacy Terms Settings

<https://www.google.com.pk/intl/en/about/products?tab=wh>

Click on 9 dots on right top corner and select Google Classroom.
Or open link www.classroom.google.com



Google Classroom

Classroom helps classes communicate, save time and stay organised. Learn more



muhammad irfan
muhammadirfan3rd500@stud...


CONTINUE

Click Continue in Google Classroom first screen

Choose your role

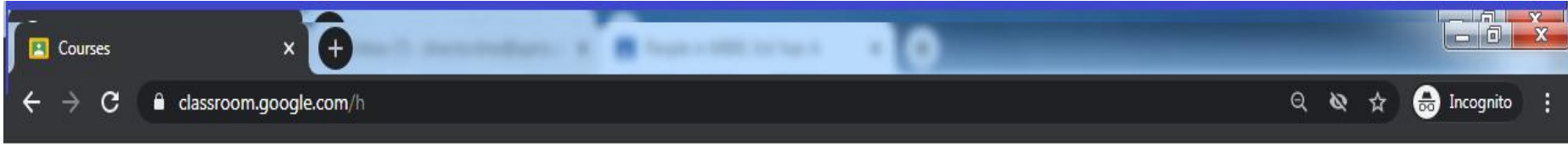


I'M A STUDENT




I'M A TEACHER

Select Option "I'M A STUDENT"



MBBS 3rd Year
A
Prof.Dr Soufia Farrukh



Decline [Join](#)

Click Join Button to Join the class created by your teacher.
All classes invitations will be shown on this screen and your teachers will manage all your classwork.

Thank You